

May 21, 2024

Enclosed is the Town of Amsterdam Annual Water Quality Report along with lead public education materials.

This report is also posted on our website at www.townofamsterdam.org under Town News. We are providing the enclosed public education materials as it pertains to lead in drinking water and the exceedance of the action level of 15 parts per billion during testing by the City of Amsterdam in 2018.

Town of Amsterdam Water Department
283 Manny's Corners Road
Amsterdam, NY 12010

Annual Drinking Water Quality Report for 2023

Town of Amsterdam

283 Manny Corners Road

Amsterdam, NY 12010

(Public Water Supply Identification Number NY2811730)

INTRODUCTION

To comply with State regulations, the Town of Amsterdam will be annually issuing a report describing the quality of your drinking water. The purpose of this report is to raise your understanding of drinking water and awareness of the need to protect our drinking water sources. We are very pleased to provide you with this year's Annual Water Quality Report. This report is an overview of last year's water quality. Included are details about where your water comes from, what it contains, and how it compares to New York State standards. Our constant goal is and always has been, to provide to you a safe and dependable supply of drinking water. We want you to understand the efforts we make to continually improve the water treatment process and to protect our water resources. If you have any questions concerning this report or concerning your drinking water please contact: *Mr. Carl J. Rust, Water Superintendent, Town of Amsterdam, 283 Manny Corners Road, Amsterdam, NY 12010; Telephone # (518) 842-7961.* We want our valued customers to be informed about their water utility. If you want to learn more, please attend any of our regularly scheduled meetings. They are held on the 3rd Wednesday of each month, 6:00 PM at the *Town Office Building, Telephone (518) 842-7961.*

WHERE DOES OUR WATER COME FROM?

The Town of Amsterdam, purchases its water from the City of Amsterdam. The City of Amsterdam's water sources are the Steele Reservoir, Ireland Vly Reservoir and Round Lake Reservoir which are located in Saratoga County, New York. Each of the 3 Reservoirs has its' own characteristics of water quality. This requires different chemical treatment at their Water Treatment Plant depending on which source is being used. Reservoirs are alternated mainly based on weather conditions or raw water quality. The treatment plant enhances the water quality by removing any solids, metals (primarily iron and manganese), color producing compounds or other organic and inorganic compounds. Chemical treatment consists of coagulation with a cationic polymer blended coagulant aid, an inorganic coagulant and flocculating agent, sodium hydroxide, and a cationic filter aid all prior to filtration. Post filtration consists of ultraviolet disinfection, hydrated Lime for pH adjustment, phosphoric acid for corrosion control and chlorine for disinfection. In August 2023, our Sodim Hydroxide and Hydrated Lime were replaced with Soda Ash for pH and corrosion control optimization. Also in 2023, phosphoric acid was replaced with an orthophosphate for corrosion control. There are also five Carbon Contactors to aid in removing precursors for THMs & HAA5s when chlorine is added for disinfection. The Town of Amsterdam also adds chlorine at the Pump Station interconnect with the City of Amsterdam to prevent bacterial contamination.

In general, the sources of drinking water (both tap water and bottled water) include rivers, lakes, streams, ponds, reservoirs, springs and wells. As water travels over the surface of the land or through the ground, it dissolves naturally-occurring minerals and in some cases, radioactive material, and can pick up substances resulting from the presence of animals or from human activities. Contaminants that may be present in source water include microbial contaminants; inorganic contaminants; pesticides and herbicides; organic chemical contaminants; and radioactive contaminants. In order to ensure that tap water is safe to drink, the State and EPA prescribe regulations, which limit the amount of certain contaminants in water, provided by public water systems. The State Health Department's and the FDA's regulations establish limits for contaminants in bottled water which must provide the same protection for public health.

FACTS AND FIGURES

The Town of Amsterdam provides water through 362 service connections to a population of approximately 3,520 people. Our average daily demand is 150,000 gallons. Our single highest day was 170,000 gallons. In 2023 we purchased 61,660,180 gallons of water from the City of Amsterdam.

ARE THERE CONTAMINANTS IN OUR DRINKING WATER?

In accordance with State regulations, the Town of Amsterdam routinely monitors your drinking water for numerous contaminants. We test your drinking water for inorganic contaminants, radiological contaminants, lead and copper, nitrate, volatile organic contaminants, haloacetic acids, trihalomethanes and synthetic organic contaminants. In addition, we test 3 samples for coliform bacteria each month. The table presented below depicts which contaminants were detected in your drinking water. The state allows us to monitor for certain contaminants less than once per year because the concentrations of these contaminants are not expected to vary significantly from year to year. Some of the data, though representative of the water quality, is more than one year old.

Unregulated Contaminant Monitoring 5 was conducted during 2023. This is a requirement of the 1996 Safe Drinking Water Act amendments. This monitoring provides a basis for future regulatory action to protect the public health. Monitoring for UCMR 5 has 29 PFAS compounds and Lithium. We have listed those compounds that were detected in the table of Detected Contaminants for the Amsterdam Water Works. There are no associated MCL's for these compounds at this time with the exception of the NYS MCLs for PFOA and PFOS along with the Unspecified Organic compounds which has an MCL of 50,000 ng/l.

It should be noted that all drinking water, including bottled drinking water, may be reasonably expected to contain at least small amounts of some contaminants. The presence of contaminants does not necessarily pose a health risk. More information about contaminants and potential health effects can be obtained by calling the EPA's Safe Drinking Water Hotline (800-426-4791) or the New York State Department of Health, Herkimer District Office at (315) 866-6879.

WHAT DOES THIS INFORMATION MEAN?

As you can see by the table, our system had no violations in 2023. We have learned through our testing that some contaminants have been detected; however, these contaminants were detected below New York State requirements.

We exceeded the Action Level for Lead during our April and September Lead and Copper monitoring in 2018. The Amsterdam Water Works is responsible for the treatment of the water we purchase. They optimized their corrosion control treatment in August, 2023 to reduce the amount of lead leaching into the drinking water.

Lead

Infants and children who drink water containing lead in excess of the action level could experience delays in their physical or mental development. Children could show slight deficits in attention span and learning abilities. Adults who drink this water over many years could develop kidney problems or high blood pressure. Infants and young children are typically more vulnerable to lead in drinking water than the general population. It is possible that lead levels at your home may be higher than at other homes in the community as a result of materials used in your home's plumbing. If you are concerned about elevated lead levels in your home's water, you may wish to have your water tested and you should flush your tap for 30 seconds to 2 minutes before using your tap water. Additional information regarding lead in drinking water is available from the Safe Drinking Water Hotline (1-800-426-4791).

The Town of Amsterdam is under an Administrative Order from the US Environmental Protection Agency to comply with the requirements of the Stage 2 Disinfectants and Disinfection Byproducts Rule for having exceeded the Maximum contaminant level (MCL) for Total Trihalomethanes as required by 40 Code of Federal Regulations Part 141 Subpart V. We along with our consulting engineers are required to submit a corrective action plan which would include a schedule for implementing the plan as well as measures to mitigate risk to consumers while the plan is being implemented. During 2023 the town increased the amount of THM and HAA5 monitoring at more sites throughout the distribution system in addition to our regular schedule THM/HAA5 compliance monitoring. This should aid the engineers in resolving our problem. The Administrative Order also established a schedule to achieve long term compliance of maximum contaminate level (MCL) and total trihalomethanes (TTHM).

New York State has adopted the first in the nation drinking water standard for 1,4-Dioxane along with one of the lowest maximum contaminant levels for PFOA and PFOS. Public Water Supplies in NYS are required to test for PFOA and 1,4-Dioxane. PFOA and PFOS have Maximum Contaminant Levels (MCL) of 10 parts per trillion each while 1,4-Dioxane has an MCL of 1.0 parts per billion. The Amsterdam Water Works has completed its 4th quarter monitoring with some minor detects of the polyfluoroalkyl compounds in 2022.

"In 2023, we were required to collect and analyze drinking water samples for 23 unregulated contaminants and 2 regulated contaminants on 1 sample from our finished water in November 2023. Two contaminants that are currently unregulated were detected in the sample. The data is shown in the table on page 4. The list of Unregulated and Regulated Compounds can be found on the last page. You may obtain the monitoring results by calling Linda Hughes, Town Clerk at (518) 842-7961."

IS OUR WATER SYSTEM MEETING OTHER RULES THAT GOVERN OPERATIONS?

During 2023, our system was in compliance with applicable State drinking water operating, monitoring and reporting requirements.

DO I NEED TO TAKE SPECIAL PRECAUTIONS?

Some people may be more vulnerable to disease causing microorganisms or pathogens in drinking water than the general population. Immuno-compromised persons such as persons with cancer undergoing chemotherapy, persons who have undergone organ transplants, people with HIV/AIDS or other immune system disorders, some elderly, and infants can be particularly at risk from infections. These people should seek advice from their health care provider about their drinking water. EPA/CDC guidelines on appropriate means to lessen the risk of infection by Cryptosporidium, Giardia and other microbiological pathogens are available from the Safe Drinking Water Hotline (800-426-4791).

INFORMATION ON LEAD

Lead can cause serious health problems, especially for pregnant women and young children. Lead in drinking water is primarily from materials and components associated with service lines and home plumbing. The Town of Amsterdam is responsible for providing high quality drinking water and removing lead pipes, but cannot control the variety of materials used in plumbing components in your home. You share the responsibility for protecting yourself and your family from the lead in your home plumbing. You can take responsibility by identifying and removing lead materials within your home plumbing and taking steps to reduce your family's risk. Before drinking tap water, flush your pipes for several minutes by running your tap, taking a shower, doing laundry or a load of dishes. You can also use a filter certified by an American National Standards Institute accredited certifier to reduce lead in drinking water. If you are concerned about lead in your water and wish to have your water tested, contact Linda Hughes, Town Clerk at the Town of Amsterdam, (518) 842-7961. Information on lead in drinking water, testing methods, and steps you can take to minimize exposure is available at <http://www.epa.gov/safewater/lead>.

ADDITIONAL INFORMATION ON LEAD

Lead is a common metal found in the environment. Drinking water is one possible source of lead exposure. The primary source of lead exposure for most children is lead-based paint. Other sources of lead exposure include lead-contaminated dust or soil and some plumbing materials. Lead is found in some toys, some playground equipment, some children's metal jewelry, and some traditional pottery. Although most lead exposure occurs when people eat paint chips and inhale dust or from contaminated soil, exposure to lead can come from lead in drinking water. Lead is rarely found in the source water but enters tap water through corrosion of plumbing materials. Homes built before 1988 are more likely to have lead pipes or lead solder. However, new homes are also at risk: even legally "lead-free" plumbing may contain up to 0.25% lead on a weighted average. The most common is with brass or chrome-plated brass faucets and fixtures which can leach lead into the water especially hot water. Exposure to lead is a significant health concern, especially for young children and infants whose growing bodies tend to absorb more lead than the average adult. If you are concerned about lead exposure, parents should ask their health care providers about testing children for high levels of lead in the blood.

1. Run your water to flush out lead. Run water for 15-30 seconds or until it becomes cold or reaches steady temperature before using it for drinking or cooking if it hasn't been used for several hours. This flushes water containing lead from the pipes.
2. Use cold water for cooking and preparing baby formula. Do not cook with or drink water from the hot water tap; lead dissolves more easily into hot water. Do not use water from the hot water tap to make baby formula.
3. Do not boil water to remove lead. Boiling water will not reduce lead.
4. Replace your plumbing fixtures if they are found to contain lead. Plumbing materials including brass faucets, fittings and valves, including brass faucets, fittings and valves, including those advertised as "lead-free" may contribute lead to drinking water. The law previously allowed end-use brass fixtures, such as faucets with up to 8 percent lead to be labeled as "lead-free." As of January 4, 2014, end-use brass fixtures, such as faucets, fittings and valves, must meet the new "lead-free" definition of having no more than 0.25 percent lead on a weighted average. Visit the National Sanitation Foundation website at http://www.nsf.org/newsroom_pdf/Lead_free_certification_marks.pdf to learn about lead containing plumbing fixtures and how to identify lead-free certification marks on new fixtures.
5. Use bottled water or use a water filter. If your home is served by a lead service line, and/or if lead containing plumbing materials are found to be in your home, you may want to consider purchasing bottled water or a water filter. Read the package to be sure the filters approved to reduce lead of contact NSF International at 800-NSF-8010 or visit <http://www.nsf.org/consumer-resources/what-is-nsf-certification/faucets-plumbing-certification/lead-older-homes> for a consumer guide of approved water filters. Be sure to maintain and replace a filter device in accordance with the manufacturer's instructions to protect water quality. Any measure you can take to reduce your exposure to lead should be continued until the lead source has been minimized or eliminated.

Should you test your water for lead?

If lead-containing plumbing materials are identified in your home you may want to consider testing your water for lead to determine how much lead is in your drinking water for lead to determine how much lead is in your drinking water. Call us at 518-842-7961 to find out how to get your water tested for lead.

Should your child be tested for lead?

New York Public Health Law requires primary health care providers to screen each child for blood lead levels at one and two years of age as part of routine well child care. In addition at each routine well-child visit or at least annually if a child has not had routine well-child visit; primary health care providers assess each child who is at least six-months of age but under six years of age for high lead exposure. Each child found to be at risk for high lead exposure is screened or referred for lead screening.

If your child has not had routine well-child visits (since the age of one year) and you are concerned about lead exposure to your child, contact The Montgomery County Public Health Department at 518-853-3531 or your healthcare provider to find out how you can get your child tested for lead.

To find out if you have a lead service line in your home, you can find where the water line enters the building, generally through the basement wall. Lead service lines are generally soft and a dull grey color. You can identify them by carefully scratching them with a key. If the pipe is made of lead, the area you scratched will turn a bright silver color. Do not use a knife or other sharp instrument and be careful not to puncture a hole in the pipe. Note: galvanized pipe can also be dull grey in color. A strong magnet will typically cling to galvanized pipes, but will not cling to lead pipes. We will be happy to have someone confirm your service line type and give you more information on testing.

Along with this public education the City of Amsterdam is in the process of design upgrades related to the optimization of their corrosion control techniques in 2023. Implementation of the corrosion control plan started in August 2023. Amsterdam will be monitoring the effectiveness of their treatment with lead and copper testing in early 2024.

WATER CONSERVATION TIPS

The Town of Amsterdam encourages water conservation. There are a lot of things you can do to conserve water in your own home.

Conservation tips include:

- ◆ Only run the dishwasher and clothes washer when there is a full load
- ◆ Use water saving showerheads
- ◆ Install faucet aerators in the kitchen and the bathroom to reduce the flow from 4 to 2.5 gallons per minute
- ◆ Water gardens and lawn for only a couple of hours after sunset
- ◆ Check faucets, pipes and toilets for leaks and repair all leaks promptly
- ◆ Take shorter showers

CAPITAL IMPROVEMENTS

- ◆ There were no major improvements made to the water system in 2023.

CLOSING

Thank you for allowing us to continue providing your family with clean, quality water this year. In order to maintain a safe and dependable water supply we sometimes need to make improvements that will benefit our customers. We ask that all our customers help us protect our water sources. Please call our office if you have questions.

TOWN OF AMSTERDAM TABLE OF DETECTED CONTAMINANTS
Public Water Supply Identification Number NY2811730

Contaminant	Violation Y/N	Date of Sample	Level Detected	Unit Measurement	MCLG	MCL	Likely Source of Contamination
Turbidity ¹ (Highest turbidity) May 2023	N	5/3/23 May 2023	0.28 ¹ 100%	NTU	N/A	TT=1 NTU TT= 95% samples < 0.3 NTU	Soil runoff
Inorganic Contaminants							
Barium	N	2/3/23	5.1	µg/l	2000	MCL=2000	Erosion of natural deposits
Chloride	N	2/3/23	9.28	mg/l	N/A	MCL=250	Naturally occurring or indicative of road salt contamination.
Copper Range of copper concentration	N	4/2018	0.095 ² 0.01-0.21	mg/l	1.3	AL=1.3	Corrosion of household plumbing systems. Erosion of natural deposits
Copper Range of copper concentration		9/2018	0.055 ² 0.01-0.13				
Lead Range of lead concentration	Y	4/2018	16 ³ ND-660	µg/l	0	AL=15	Corrosion of household plumbing systems, erosion of natural deposits
Lead Range of lead concentration		9/2018	21 ³ ND-140				
Manganese	N	2/3/23	7.88	µg/l	N/A	MCL=300	Naturally occurring
Nitrate	N	2/3/23	0.320	mg/l	10	MCL=10	Runoff from fertilizer use; Leaching from septic tanks, sewage; Erosion of natural deposits.
pH	N	2/3/23	7.16	units		6.5-8.5	
Sodium ⁴	N	2/3/23	4.79	mg/l	N/A	N/A	Naturally occurring; Road salt; Water softeners; Animal waste
Sulfate	N	2/3/23	4.13	mg/l	N/A	MCL=250	Naturally occurring
Zinc	N	2/3/23	6.8	µg/l	N/A	MCL=5000	Naturally occurring
Stage 2 Disinfection Byproducts (quarterly samples collected at 2 sites)							
Chlorine	N	daily testing	0.039-1.75	mg/l	MRDLG N/A	MRDL MCL=4	Used in the disinfection and treatment of drinking water
Chlorine Dioxide	N	Quarterly samples	50-190	µg/l	800	MCL=800	Water additive used to control microbes
Chlorite (quarterly samples for 3 sites range of samples)	N	Quarterly samples	ND-28	µg/l	N/A	MCL=1000	Byproduct of chlorine dioxide used in disinfection
Haloacetic Acids (HAA5) ⁵ Range of Values for HAA5 (DBPMAX)	N	2/3/23	38.0	µg/l	N/A	MCL=60	By-product of drinking water disinfection needed to kill harmful organisms.
Haloacetic Acids (HAA5) ⁵ Range of Values for HAA5 (LRAA1)	N	5/5/23	3.07-57.35				
TTHM [Total Trihalomethanes] (Average) ⁵ Range of values for Total Trihalomethanes (DBPMAX)	N	8/4/23	54.8				
TTHM [Total Trihalomethanes] (Average) ⁷ Range of values for Total Trihalomethanes (LRAA1)	N	11/10/23	56.2 31.88-78.65	µg/l	N/A	MCL=80	By-product of drinking water chlorination needed to kill harmful organisms. TTHMs are formed when source water contains organic matter
Total Organic Carbon							
Total Organic Carbon Compliance Ratio	N	Monthly samples 2023	1.03-1.67	mg/l	NA	TT	Organic material both natural and manmade; Organic pollutants, decaying vegetation.
Unregulated and Regulated Polyfluoroalkyl Substances							
Perfluorobutanoic acid c Acid (PFBA)	N	3/8/23	4.4	ng/l	N/A	50,000 ^{6,7}	Released into the environment from widespread use in commercial and industrial applications.
Perfluorobutanoic acid (PFBA) ⁸	N	10/11/23	1.44	ng/l	N/A		
Unregulated Contaminant Monitoring 5							
Perfluorobutanoic acid Acid (PFBA)	N/A	4/4/23	1.1	ng/	N/A		Released into the environment from widespread use in commercial and industrial applications
Fluorotelomer sulfonic acid (6:2FTS)	N/A	4/4/23	1.3	ng/	N/A	Refer to footnotes 6,7	Released into the environment from widespread use in commercial and industrial applications
Perfluorobutanoic acid Acid (PFBA)	N/A	7/11/23	1.7	ng/	N/A		
Hexafluoropropylene oxide dimer acid (HFPO-DA)	N/A	11/15/23	1.7	ng/	N/A		
Perfluorobutanoic acid Acid (PFBA)	N/A	11/15/23	1.1	ng/	N/A		
Lithium	N/A	7/11/23	9.02	µg/l	N/A	N/A	Naturally occurring metal that may concentrate in brine water; lithium salts are used in pharmaceutical, used in batteries

- NOTES-**
1. Turbidity is a measure of the cloudiness of the water. We monitor it because it is a good indicator of the effectiveness of our filtration system. Level detected represents the range of levels detected. State regulations require that entry point turbidity must always be below 1.0 NTU. The regulations also require that 95% of the turbidity samples collected have measurements below 0.3 NTU. Our range of turbidity measurements was 0.02-0.33 NTU. We also collect distribution system turbidity samples 5 days a week with 0.22 NTU being the average.
 2. The level presented represents the 90th percentile of 60 test sites. A percentile is a value on a scale of 100 that indicates the percent of a distribution that is equal to or below it. The 90th percentile is equal to or greater than 90% of the copper values detected at your water system. In this case, 60 samples were collected at your water system and the 90th percentile value was the 54th sample with the sixth highest value (level detected 0.095 mg/l in April 2018 and 0.055 mg/l in September 2018). The action level for copper was not exceeded at any of the sites tested in April or September.
 3. The level presented represents the 90th percentile of 60 test sites. The action level for lead was exceeded at any of the 60 sites tested. In April 2018 there were 7 sites and in September 2018 there were 9 sites which exceeded the Action Level of 15 ppb.
 4. Water containing more than 20 mg/l of sodium should not be used for drinking by people on severely restricted sodium diets. Water containing more than 270 mg/l of sodium should not be used for drinking by people on moderately restricted sodium diets.
 5. The average is based on a Locational Running Annual Average. The averages shown represents the highest LRAA's of the 4 quarters at each site in 2023. The highest LRAAs at DBBMAX for the HAA5s was in the 1st quarter and the 2nd quarter for the THM. The highest LRAA at site LRAA1 for the HAA5s was in the 1st quarter and for the THMs in the 1st quarter 2023. Please note, we only had 3 quarters for LRAA1 since the DOH wanted us to change the sample site.
 6. All perfluoroalkyl substances, besides PFOA and PFOS, are considered Unspecified Organic Contaminants (UOC) which have an MCL 0.05 mg/L or 50,000 ng/l.
 7. USEPA Health Advisory Levels identify the concentration of a contaminant in drinking water at which adverse health effects and/or aesthetic effects are not anticipated to occur over specific exposure durations. Health Advisory Levels are not to be construed as legally enforceable federal standards and are subject to change as new information becomes available. PFBS (2000 ng/l) and HFPO-DA (10 ng/l) also have Health Advisory Levels.
 8. There are no regulatory limits for these compounds at this time from the USEPA. Please refer to footnote 6 for the current NYS regulatory limits.

Non-Detects (ND) - laboratory analysis indicates that the constituent is not present.

Parts per million (ppm) or Milligrams per liter (mg/l) - one part per million corresponds to one minute in two years or a single penny in \$10,000.

Parts per billion (ppb) or Micrograms per liter - one part per billion corresponds to one minute in 2,000 years, or a single penny in \$10,000,000.

Parts per trillion (ppt) (ng/l) corresponds to one part of liquid to one trillion parts of liquid

Nephelometric Turbidity Unit (NTU) - nephelometric turbidity unit is a measure of the clarity of water. Turbidity in excess of 5 NTU is just noticeable to the average person.

90th Percentile Value - The values reported for lead and copper represent the 90th percentile. A percentile is a value on a scale of 100 that indicates the percent

Action Level - the concentration of a contaminant which, if exceeded, triggers treatment or other requirements which a water system must follow.

Treatment Technique (TT) - A treatment technique is a required process intended to reduce the level of a contaminant in drinking water.

Maximum Contaminant Level - The "Maximum Allowed" (MCL) is the highest level of a contaminant that is allowed in drinking water. MCLs are set as close to the MCLGs as feasible using the best available treatment technology.

Maximum Contaminant Level Goal - The "Goal" (MCLG) is the level of a contaminant in drinking water below which there is no known or expected risk to health. MCLGs allow for a margin of safety.

Maximum Residual Disinfectant Level (MRDL): The highest level of a disinfectant allowed in drinking water. There is convincing evidence that addition of a disinfectant is necessary for control of microbial contaminants.

Maximum Residual Disinfectant Level Goal (MRDLG): The level of a drinking water disinfectant below which there is no known or expected risk to health. MRDLGs do not reflect the benefits of the use of disinfectants to control microbial contamination.

Locational Running Annual Average (LRAA): The LRAA is calculated by taking the average of the four most recent samples collected at each individual site

N/A-not applicable

Unregulated Perfluoroalkyl Substances / Regulated			
pfbs	Perfluorobutanesulfonic acid	NA	Hfpo-da
pfhpa	Perfluoroheptanoic acid	pfba	Perfluorobutanoic acid
pfhxs	Perfluorohexane sulfonic acid	6:2 fts	Perfluorooctane sulfonic acid
pfna	Perfluorononanoic acid	4:2 fts	Perfluorohexane sulfonic acid
<i>pfos</i>	<i>Perfluorooctane sulfonic acid</i>	8:2 fts	Perfluorodecane sulfonic acid
<i>pfoa</i>	<i>Perfluorooctanoic acid</i>	pfmpa	Perfluoro
pfda	Perfluorodecanoic acid	pfpea	Perfluoropentanoic acid
pfdoa	Perfluorododecanoic acid	pfmba	Perfluoro-4-methoxybutanoic acid
pfhxa	Perfluorohexanoic acid	pfesa	Perfluoro(2-ethoxyethane)sulphonic acid
pfuna	Perfluoroundecanoic acid	nfdha	Nonafluoro-3,6-dioxaheptanoic acid
NA	n11cl-pf3ouds	pfpes	Perfluoropentane sulfonic acid
NA	9cl-pf3ons	pfhps	Perfluoroheptane sulfonic acid
NA	Adona		

Notes: The two regulated compounds are in italics and have MCLs of 10 ng/L each.

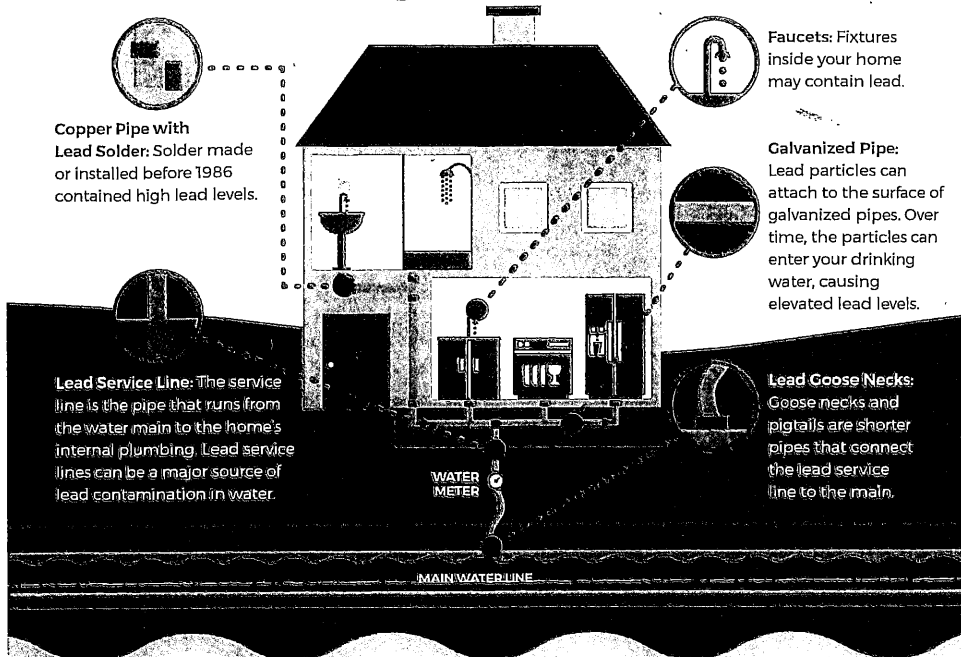
The remaining 23 compounds are unregulated.

All perfluoroalkyl substances, besides PFOA and PFOS, are considered Unspecified Organic Contaminants (UOC) which have an MCL = 0.05 mg/L or 50,000 ng/L



CONCERNED ABOUT LEAD IN YOUR DRINKING WATER?

Sources of LEAD in Drinking Water



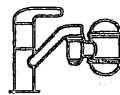
Reduce Your Exposure To Lead



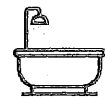
Use only cold water for drinking, cooking and making baby formula. *Boiling water does not remove lead from water.*



Regularly clean your faucet's screen (also known as an aerator).



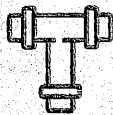
Consider using a water filter certified to remove lead and know when it's time to replace the filter.



Before drinking, flush your pipes by running your tap, taking a shower, doing laundry or a load of dishes.

To find out for certain if you have lead in drinking water, have your water tested.

Replace Your Lead Service Line



Water systems are required to replace lead service lines if a water system cannot meet EPA's Lead Action Level through optimized corrosion control treatment.

Replacement of the lead service line is often the responsibility of both the utility and homeowner.

Homeowners can contact their water system to learn about how to remove the lead service line.

Identify Other Lead Sources In Your Home

Lead in homes can also come from sources other than water. If you live in a home built before 1978, you may want to have your paint tested for lead. Consider contacting your doctor to have your children tested if you are concerned about lead exposure.



For more information, visit: epa.gov/safewater